



RailFX® Aluminum Railing Systems

QUOTE, INSTALL AND TENSION ... WITH NO TENSION.

LEAN ON US.™

KEEP YOUR VIEW, AND YOUR OPTIONS, OPEN

CHOOSE BETWEEN OUR CONCEALED CABLE OPTIONS:

PROFESSIONAL 224 SERIES with concealed hardware

- easier tensioning
- quicker installation
- lower profile



BASIC 102 SERIES



Image shown with Professional 224 Series Hardware

DESIGN YOUR RAIL SYSTEM

RailFX® Aluminum Railing Systems deliver an all-in-one solution for any project. Our team of experts makes sure you are taken care of at every step.

- Personalized quotes within 48 hours
- Stock colors ship within 3-5 days
- Cables & fasteners included with the system
- Easy to trim top rail on site
- All posts are pre-drilled for cable and conceal the fittings and hardware
- Custom colors available
- Glass and picket railing systems offered

At RailFX, we're always building better ways to support you. Lean on us. For more information visit RailFX.net

01 CHOOSE AN INFILL OPTION



CABLE RAIL

- Modern See-Through Design
- 1/8" 316 Stainless Steel Cable*
- Up to 5' Post Spacing
- Low Maintenance



PICKET RAIL

- Classic Design
- Economical
- 5/8" x 5/8" Picket
- Up to 6' Post Spacing



GLASS RAIL

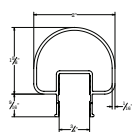
- Unobstructed View
 - Excellent Wind Break
 - 1/4" Tempered Glass
 - Up to 5' Post Spacing
- Glass Panel to be sourced locally

*1/8" stainless steel cable is recommended for residential applications. Additional cable diameters available, contact your RailFX sales representative for more information.

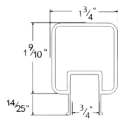
02 CHOOSE A TOP RAIL OPTION

POST TO POST RAILS

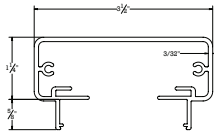
RFX100
ROUND TOP RAIL



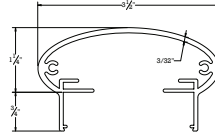
RFX250
SQUARE TOP RAIL



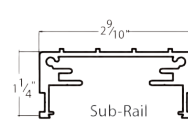
RFX200
FLAT TOP RAIL



RFX300
ELLIPTICAL TOP RAIL




RFX400
RAIL FOR WOOD TOP*



RFXADA
(Optional)

*Wood Top shown to illustrate finished look. It is not included.


03 CHOOSE A POST MOUNTING STYLE



**SURFACE
MOUNT**

For direct surface mounting to the deck, patio, floor or stair tread.

Pre-attached 3/8" thick base plate attached to post with (4) 2" case hardened stainless steel screws.



**FASCIA
MOUNT POST
(WITH BRACKET)**

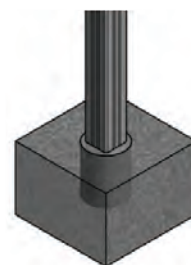
For side mounting directly to fascia or rim joist when decking or flashing extend beyond fascia board.

Post bracket holds posts 1-1/4" from fascia.



**FLUSH MOUNT
(NO BRACKET)**


Post is mounted directly to fascia when no deck board or flashing overhangs fascia board.




**CORE
MOUNT POST**

Post is set in hole in concrete and grouted in place with non-shrinking grout.


04 CHOOSE A FINISH COLOR




BLACK (STOCK)



WHITE (STOCK)



BRONZE (STOCK)



SILVER (STOCK)



CUSTOM

Additional Cost

10-YEAR WARRANTY Colors may vary. Images shown represent approximate color only.

QUOTE REQUEST FORM

Phone: 206.453.1123 Fax: 866.802.1690

Return to: sales@railfx.net

Business Name: _____

Contact Name: _____

Phone: _____

Fax: _____

Email: _____

Shipping Address: _____

Railing Infill Options

- ☐ 1/8" Stainless Steel Cable ☐ Other
☐ Aluminum Picket ☐ Glass (Glass Panel to be sourced locally)

Railing Height

- ☐ 36" ☐ 42" ☐ Custom _____

Bottom Rail (optional w/cable)

- ☐ Yes ☐ No

Stair Railing

- ☐ 1 Side ☐ 2 Sides ☐ N/A

Options

- ☐ Gate Single ☐ Gate Double

Stock Colors

- ☐ Black ☐ Bronze ☐ Silver
☐ White ☐ Custom (add 2 weeks)

Mounting Surface

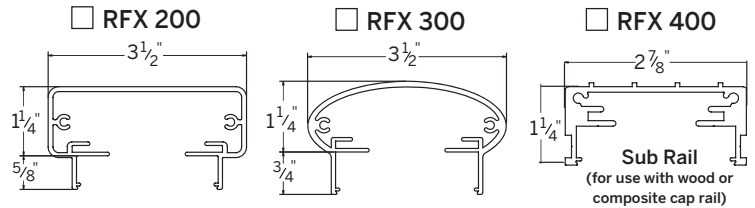
- ☐ Concrete Slab ☐ Wood
☐ Composite over Wood ☐ Other

Misc. Options and Tools

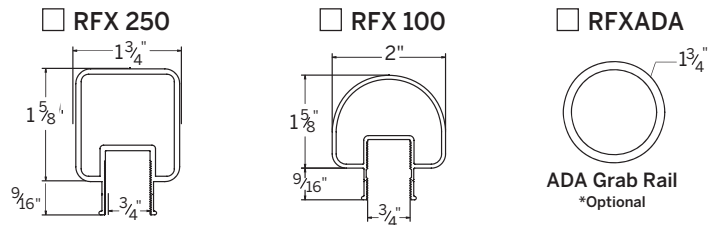
- ☐ Post Skirt
☐ Installation Kit
☐ EZ Clean
☐ Cable Cutters
☐ Cable Cut-off Wheel

Top Rail Options

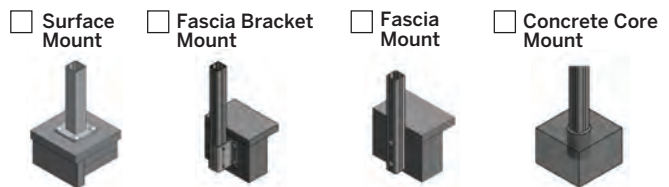
Over the Post



Post to Post



Post Attachment Options



Sketch Area

Grid area for sketching the railing design.



2801 Arrowhead Dr.,
Carson City, NV 89706
P: 206.453.1123
railfx.net
sales@railfx.net