



**ALL-IN-ONE SOLUTIONS**

**LEAN ON US™**



# WELCOME TO RAILFX

## YOUR ALL-IN-ONE RAILING SOLUTION

RailFX is an aluminum cable railing company offering cable, glass, and picket infill options along with industry leading cable solutions for any railing framework. Our aluminum railing systems and cable solutions are ideal for both interior and exterior projects.

With RailFX, we do the work, YOU get the credit. Here's three reasons why you should choose RailFX.



### 48-HOUR QUOTES

Your customers don't want to wait weeks to decide if cable railing is right for their project and budget. That's why we provide a 24-48 hour turnaround on all quotes.



### EASY INSTALLATION

We think installing cable railing should be simple. That's why we designed our railing system and cable solutions to include everything you need.



### CUSTOMER SUPPORT

From start to finish, we are with you every step of the way. Our knowledgeable team members, and technical experts will answer any question or walk you through an installation. **LEAN ON US\***



### LIMITED LIFETIME WARRANTY

The RailFX aluminum railing, posts, and other components of the railing system receive a high-quality powder coat paint finish applied in accordance with AAMA 2604 specifications. RailFX warrants that its aluminum railing and stainless-steel cable and fitting products shall be free of structural defects in workmanship and materials, and not will not crack, chip, blister, peel or abnormally discolor, in accordance with AAMA 2604 specifications.

### 4-YEAR RAILING PRORATED LIMITED LABOR WARRANTY

If RailFX determines that a Product is defective and eligible for replacement or reimbursement under the Product Warranty during the first four years following the original purchase date of the Product, RailFX will reimburse the Purchaser on a prorated basis for the Purchaser's original installation costs.



Scan for more information or visit [www.railfx.net/warranty](http://www.railfx.net/warranty) for more information.

## TABLE OF CONTENTS

CUSTOM RAILING SYSTEM.....	4
PFX SYSTEM .....	6
CABLE SOLUTIONS .....	8
RAILING FRAMEWORK BASICS.....	10
ACCESSORIES AND TOOLS .....	13
QUOTE REQUEST.....	15



# CUSTOM RAILING SYSTEM

## RAILFX ALL-IN-ONE SOLUTION

RailFX Aluminum Railing Systems deliver an all-in-one solution for any project. Our team of experts are ready to make sure you are taken care of at every step. **LEAN ON US\***

### WHEN WE SAY ALL-IN-ONE, WE MEAN IT.

- **CABLES AND FITTINGS INCLUDED** with the system
- **SEAMLESS TOP RAILS** are available in lengths up to 20 feet
- **EASY TO TRIM** top rail on site
- **ALL POSTS ARE PRE-DRILLED** for cable and conceal the cable fittings
- **CUSTOM COLORS** available
- **GLASS AND PICKET INFILL OPTIONS AVAILABLE** as a cable infill alternative

### LET'S START THE PROJECT OF YOUR DREAMS

Provide a sketch of your deck or railing, and our team of experts will provide a take-off, so nothing is missed. **We'll send a quote in 24-48 hours.**



Scan to start your project or visit  
[www.railfx.net/quote](http://www.railfx.net/quote).

# DESIGN YOUR SYSTEM IN THESE **5** SIMPLE STEPS

## 1 CHOOSE AN INFILL OPTION



CABLE




PICKET



GLASS\*

\*Source tempered glass locally.

## 2 DETERMINE THE RAILING HEIGHT



36"



48"

## 3 SELECT A TOP RAIL DESIGN

### POST TO POST RAILS

RFX100  
ROUND TOP RAIL



RFX250  
SQUARE TOP RAIL



### OVER THE POST RAILS

RFX200  
FLAT TOP RAIL



RFX300  
ELLIPTICAL TOP RAIL



RFX400  
RAIL FOR WOOD TOP\*



\*Wood Top shown to illustrate finished look. It is not included.

ADA RAIL



See page 11 for more information.

## 4 DEFINE THE POST MOUNTING STYLE



SURFACE MOUNT



FASCIA MOUNT POST  
(WITH BRACKET)



FLUSH MOUNT  
(NO BRACKET)




CORE MOUNT POST

## 5 CHOOSE COLOR OPTIONS



BLACK  
(STOCK)



WHITE  
(STOCK)



BRONZE  
(STOCK)



SILVER  
(STOCK)



CUSTOM  
Additional Cost

LIMITED LIFETIME WARRANTY

Colors may vary. Images shown represent approximate color only.



# PFX SYSTEM

## PICKET RAIL PANELS ARE IDEAL FOR BOTH RESIDENTIAL & LIGHT-COMMERCIAL PROJECTS

The universal shaped top rail design provides an ideal aesthetic over other metal railing systems. Speed of assembly and the ease of stair angle accommodations make the PFX1000 the perfect railing system for both residential and light-commercial projects.

### **"CAREFREE" IS THE GOAL OF YOUR OUTDOOR LIVING SPACE.**

Aluminum PFX1000 can help you meet your "carefree" goal with a virtually maintenance-free product that comes with a limited lifetime warranty.

The Aluminum PFX1000 system is made of extruded aluminum that will never rust and exceeds IBC and IRC requirements to provide the structure you need.

Available in AAMA-2604 powdercoat textured black and bronze finishes, Aluminum PFX1000 gives your space the contemporary style you want.




### **Tension Fit Balusters**

Rail internal fins provide tension against the baluster and prevents rattling.

# BUILD YOUR PFX1000 IN THESE 7 SIMPLE STEPS

## 1 PICK YOUR PANELS AND BRACKETS

Level with Brackets



Stair with Brackets



Optional Horizontal Pivot 0°- 45°  
Includes top and bottom pivot brackets in a set



## 2 PANEL HEIGHT

## 3 PANEL WIDTH



## 4 POST HEIGHT

## 5 COLOR OPTIONS

**POST HEIGHTS**

3" POST WIDTH

Post Style	Post Height		
3"	38"	44"	54"
Surface Mount	•	•	•
Used with 36" Rail Height	•		
Used with 42" Rail Height		•	
Used for Stairs			•

Post kit individually boxed and includes post, post cap and post skirt



BLACK (STOCK)



BRONZE (STOCK)

## 6 GATE KIT

## 7 OPTIONAL



- The gate kit includes all materials to accommodate gates up to 47" wide and 42" rail height (components trimmed in field)
  - (2) self closing hinges
  - Locking gate latch
  - Fasteners

Note: Post sold separately



### POST DRILLING TEMPLATE

- Makes an easy installation even easier
- This optional tool overlaps and self centers on 3" posts
- Provides pre-drill positioning for all bracket configurations
- Centers bottom rail bracket on post when installing screws



### TOUCH-UP PAINT

- Black
- Bronze




# CABLE SOLUTIONS

## KEEP YOUR VIEW, AND YOUR OPTIONS OPEN

RailFX offers cable solutions that are easy to install for a modern design and unobstructed view. Our cable kits include everything you need to install and tension one cable run. The flexible FlexFX surface mount fittings allow you to build your own solution. Each cable run must have at least one tensioning end.

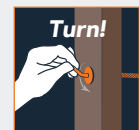
### CABLE RAILING KITS

#### PROFESSIONAL 224 SERIES




- 1-STEP EASY TENSIONING (using 3/16 Allen key)
- 316 MARINE-GRADE STAINLESS STEEL FITTINGS
- QUICKEST INSTALLATION

#### 1-STEP EASY TENSIONING



- CONCEALED HARDWARE
- AVAILABLE IN 5' TO 70' CABLE LENGTHS

#### BASIC 102 SERIES



- SIMPLE 3-STEP EASY TENSIONING
- 316 MARINE-GRADE STAINLESS STEEL FITTINGS

#### SIMPLE 3-STEP EASY TENSIONING



- CONCEALED HARDWARE
- AVAILABLE IN 5' TO 70' CABLE LENGTHS

### CABLE KIT FEATURES

- **SUITABLE** for exterior and interior projects
- **LIMITED** Lifetime Warranty
- **END CAPS** for fittings included
- **HARDWARE** for wood and metal posts provided
- **NO** cable crimping necessary
- **NO** special tools needed



# FLEXFX - INSTALL IN 3 EASY STEPS

## FLEXFX

The simple cable railing option uses our exclusive and easy to use Push-Lock® fittings that simplify installation. Simply push the cable into the self-locking fitting – no special tools required.

### INSTALL IN 3 EASY STEPS

- 1 **INSTALL** fittings onto the surface of the post
- 2 **MEASURE**, cut cable, and push the cable into the fitting
- 3 **TENSION** the cable

### PUSH-LOCK® ADVANTAGE



Simply insert cable into fitting



## HOW TO CHOOSE THE RIGHT SOLUTION

At RailFX, we want to make your decision easy. That's why we've created an easy-to-use key to help you decide which cable solution is right for your project.

Compatible with	Basic	Professional	FlexFX
Wood post	x	x	x
Composite sleeve post			x
Metal post	x	x	
Single Corner Posts	See page 12	See page 12	See page 12
Double Corner Posts	See page 12	See page 12	See page 12
Benefits and Features	Basic	Professional	FlexFX
Concealed hardware	x	x	
316 marine grade stainless	x	x	x
Tensioning	3-Step Tensioning 7/16 wrench	1 Step Tensioning 3/16 Allen key	7/16 wrench
Swageless (no crimping needed)	x	x	x
Limited Lifetime Warranty	x	x	x
Pull-Lock® End Caps included	x	x	N/A

# RAILING FRAMEWORK BASICS - WOOD

All railing projects begin with the proper framework. The most common framing materials are wood and metal. To provide the stability and safety to your project, more than 200 pounds of tension is applied to the end posts. Each post must be substantial enough to handle the tension.

## 1 TOP RAIL

Use a strong, rigid top rail that can be fastened to all posts securely.

## 2 END POST

Where cables terminate set end posts 3" - 3½" away from any structure for easy access to install and tension cables.

## 3 CORNER POSTS

### A SINGLE CORNER POST

Must terminate cables and start a new cable run at every wood single corner post (see page 12 for more illustrations).

### B DOUBLE CORNER POST

Allows cables to pass directly through Corner Posts using RailFX Post Protector Tubes.

## 4 INTERMEDIATE POST

Cable passes directly through intermediate post. Max post spacing is 5'. Post spacing greater than 5' requires a cable support brace.

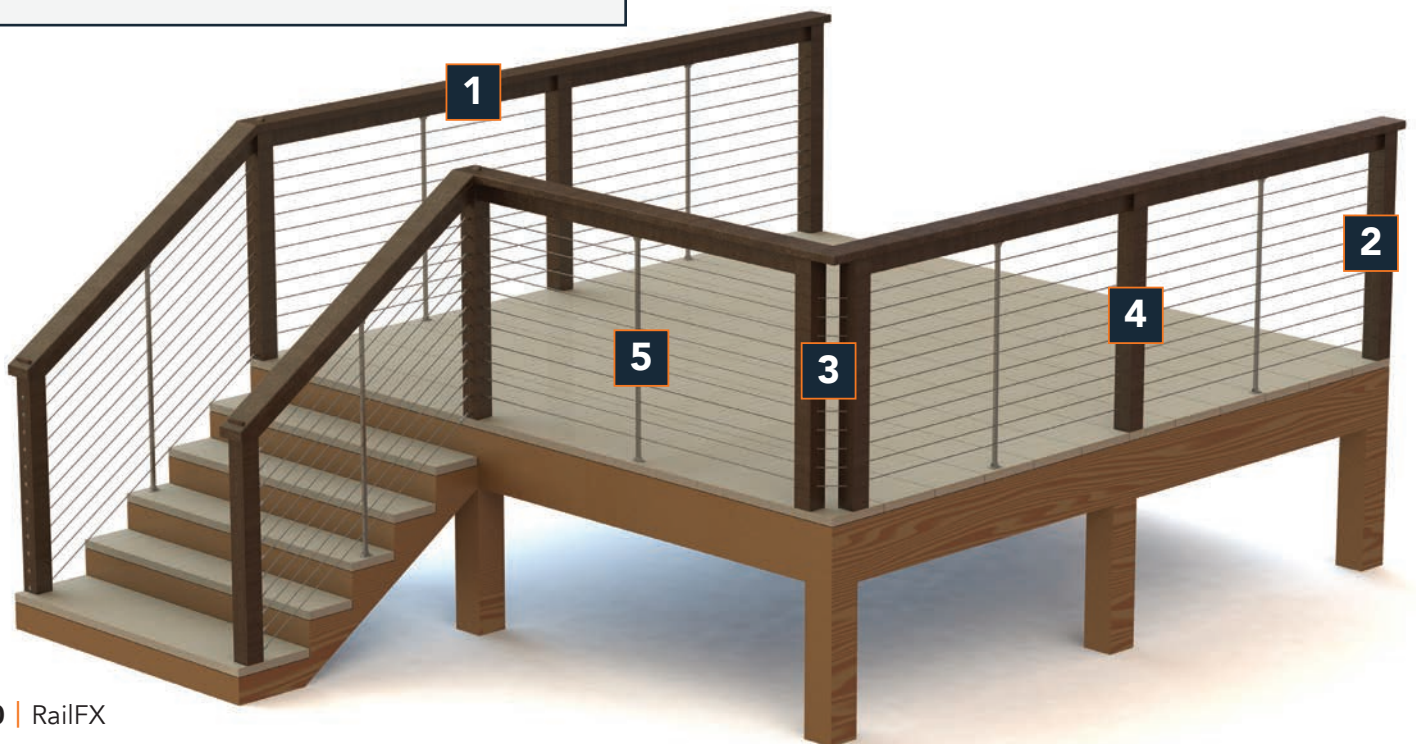

## 5 CABLE BRACE

Used when cable spans are greater than 5' (shown on page 13).

### ADA ALUMINUM GRAB RAIL (optional)

Can be used as a supplemental grab rail with wood and composite rail systems to meet code requirements. (see page 11 for illustration).

## WOOD CORNER POST OPTIONS



# RAILING FRAMEWORK BASICS - ALUMINUM

**1**

## TOP RAIL

Use a strong, rigid top rail that can fastened to all posts securely.

**2**

## END POST

Where cables terminate set end posts 3" - 3½" away from walls for easy access to tension cables.

**3**

## CORNER POSTS

### A SINGLE CORNER POST

Allows cables to pass continuously through corner posts.

### B DOUBLE CORNER POST

Allows cables to run continuously through corner posts.

**4**

## INTERMEDIATE POST

Cable passes directly through intermediate post. Max post spacing is 5'. Post spacing greater than 5' requires a cable support brace.

**5**

## BOTTOM RAIL

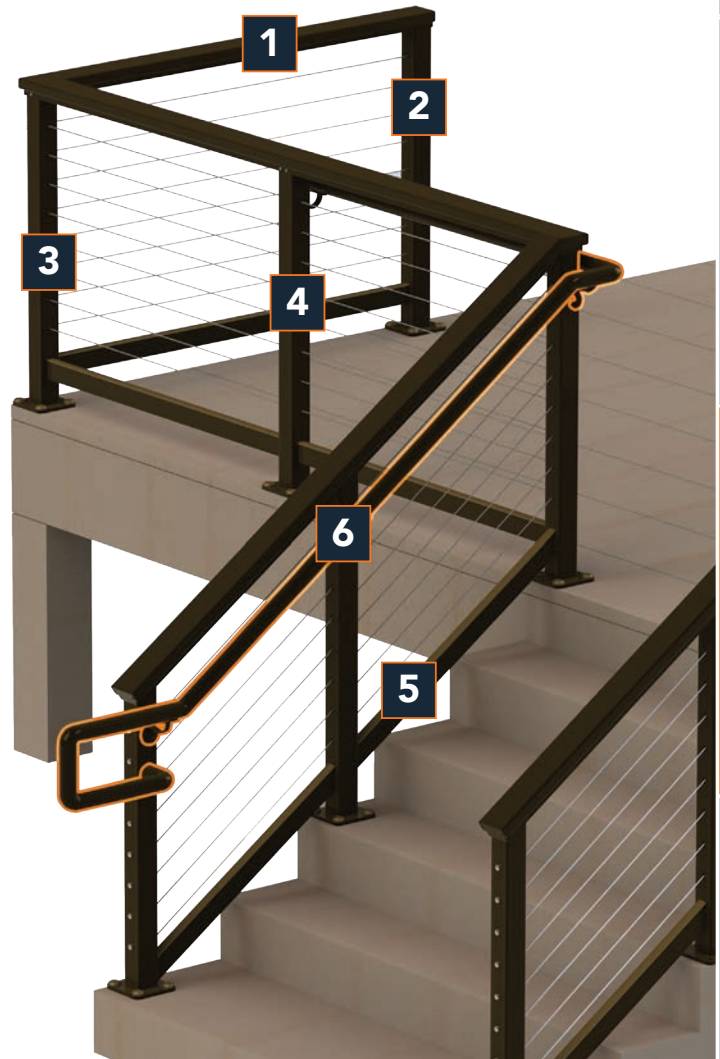
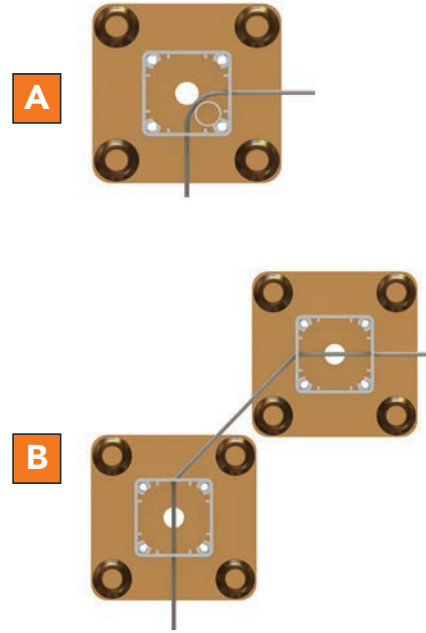
Bottom Rail is optional. Bottom rail is required when installing rail that needs to meet handicap ADA requirements.

**6**

## ADA HAND RAIL (optional)

Used as a supplemental grab rail when going downstairs too large to meet code.

## METAL CORNER POST ORIGINS



## ADA HANDRAIL COMPONENTS

RailFX offers ADA compliant components that are easy to install, easy to hold on to, and durable. (see Illustration #6).



HANDRAIL EXTRUSION



HANDRAIL END CAP



30° 33° 36° HANDRAIL CONNECTOR



90° HANDRAIL CONNECTOR RETURN



90° HANDRAIL CONNECTOR



HANDRAIL MOUNT

# CORNER POST FITTINGS OPTIONS


For a continuous cable impression, RailFX fittings are designed to reside within the same post in several configurations when two cable runs intersect at corner posts.

**Tensioning:** Every cable run needs at least one tensioning cable fitting. A tensioning fitting is attached to either end or corner posts and is used to tension cable tight enough to pass building code requirements.

**Non-Tensioning:** Non-tensioning fittings are used in conjunction with a tensioning fitting. A non-tensioning fitting is used to attach the cable to an end or corner post.

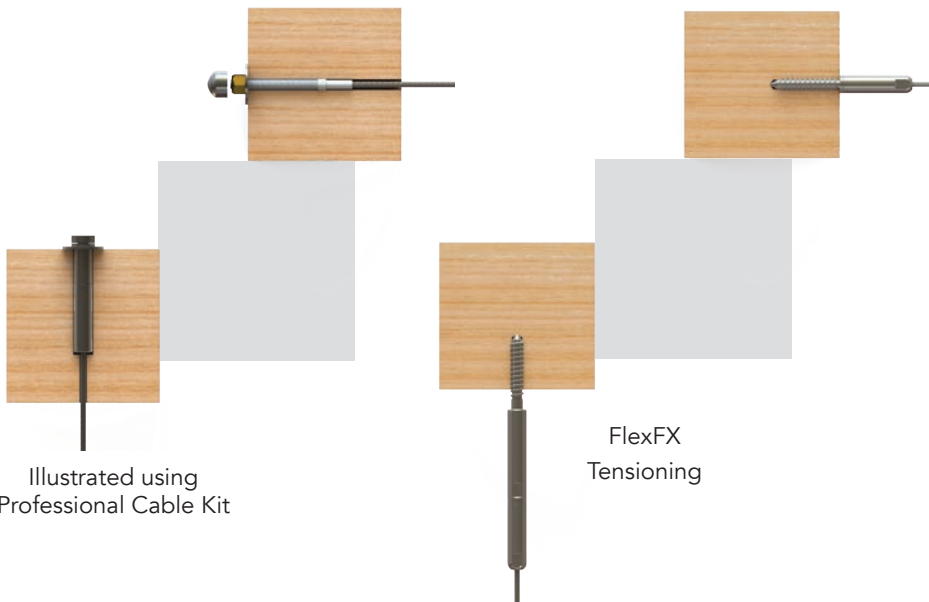
## WOOD POST

### DOUBLE CORNER POST CABLE INSTALLATION OPTION



Illustrated using Basic Cable Kit


FlexFX Non-Tensioning




## WOOD POST

### SINGLE CORNER POST CABLE INSTALLATION OPTION

#### Basic Cable Kit

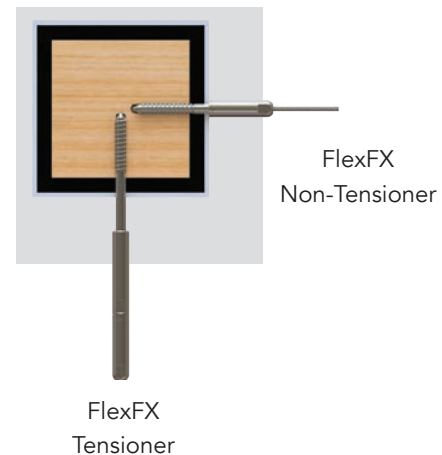


#### Professional Cable Kit



## SLEEVED POST

### SINGLE CORNER POST CABLE INSTALLATION OPTION



# ACCESSORIES & INSTALLATION TOOLS

## BASIC AND PROFESSIONAL CABLE KIT INSTALLATION TOOLS

The RailFX system installation kit contains everything you need to easily install the professional and basic cable railing kit.

**Part Number:** INSTL-KIT-100\_200



## FLEXFX INSTALLATION KIT FOR WOOD POSTS

From drill bits, to wrenches, lag driver, and cable release keys, this kit includes all the tools to install the FlexFX cable railing fittings in wood posts.

**Part Number:** INSTL-KIT-FLEX-WD



## ALUMINUM CABLE BRACES - LEVEL RUNS

5/8" x 5/8" brace, 42" long for cutting down to any size rail height. 12 Holes are pre-drilled at 3-1/8" on center. For use between structural posts to keep cables code compliant on level runs. Use cable brace floor plates to attached to the top and bottom rail or deck. (available in black, bronze, white, and silver).

**Part Number:** RFXCB-3.125-42-SI-AL-12-FLP



## ALUMINUM CABLE BRACES - STAIRS

5/8" x 5/8" brace, 50" long for cutting down to any size rail height. 12 slotted holes are pre-drilled at 3-1/8" on center. Also available undrilled for in-field drilling to match cable array. (available in black, bronze, white, and silver).

**Part Number:** RFXCB-3.1235-42-SI-AL-125-FLP



## ALUMINUM CABLE BRACES - UNDRILLED

The aluminum cable brace can be used for level or stairs and cut down to match the top rail height. It includes (2) level floor plate with screws. Undrilled for in-field drilling to match any cable hole spacing. (available in black, bronze, white, and silver).

**Part Numbers:** RFXCB5/8-50-SI-AL-FLP



## WOOD POST PROTECTOR TUBES

For use with wood posts, stainless steel post protector tubes keep the cable from biting in the wood. It is inserted into a wood post where the cable enters and exits the post at an angle.

**Part Number:** RFXCS-TUBE/4



## CABLE RELEASE KEY

This tool releases cable from a Push-Lock and Pull-Lock fittings in the cable kit or FlexFX program before cables are tensioned. (available for 1/8" cable only).

**Part Number:** RFX PL-KEY/R



## CABLE GRIPPER

As an alternative to a large cable gripper, this small gripper can be clamped using pliers on the cable to keep the cable from spinning while tensioning.

**Part Number:** CG-4-6-RFX



## STAINLESS STEEL CLEANER AND PROTECTANT

Our combo cleaner and protectant dissolves minor corrosion, then leaves a protective coating that lasts for months. Includes an 8-ounce spray-on rust and stain remover, and a 4-ounce bottle of protectant.

**Part Number:** RFXE-Z CLEAN/R



## CABLE CUTTER

Used to cut 1/8" diameter stainless steel cable for a burr-free finish.

**Part Number:** RFXC-7HIT



# PHOTO CONTEST

2020 — FIRST PLACE  
Beaverton, OR



2021 — FIRST PLACE  
Oconomowoc, WI



## Win a Gift Card **WORTH UP TO \$500!**

The RailFX™ photo contest is on. Submit photos of your projects and you could earn extra acclaim for your work. It's as easy as point, click, win. Here's what you stand to gain:



FIRST PRIZE:  
**\$500 Gift Card**




SECOND PRIZE:  
**\$250 Gift Card**



THIRD PRIZE:  
**\$125 Gift Card**

Submit **BEFORE** and **AFTER**  
photos of your project for  
**ADDITIONAL PRIZES.**



BEFORE

AFTER



Scan to enter today or visit  
[www.railfx.net/photocontest](http://www.railfx.net/photocontest).

# QUOTE REQUEST FORM



Business Name: \_\_\_\_\_  
 Contact Name: \_\_\_\_\_  
 Phone: \_\_\_\_\_  
 Fax: \_\_\_\_\_  
 Email: \_\_\_\_\_  
 Shipping Address: \_\_\_\_\_

### Railing Infill Options

- 1/8" Stainless Steel Cable  Other
- Aluminum Picket  Glass (Glass Panel to be sourced locally)

### Railing Height

- 36"  42"  Custom \_\_\_\_\_

### Bottom Rail (optional w/cable)

- Yes  No

### Stair Railing

- 1 Side  2 Sides  N/A

### Options

- Gate Single  Gate Double

### Stock Colors

- Black  Bronze  Silver
- White  Custom (add 2 weeks)

### Mounting Surface

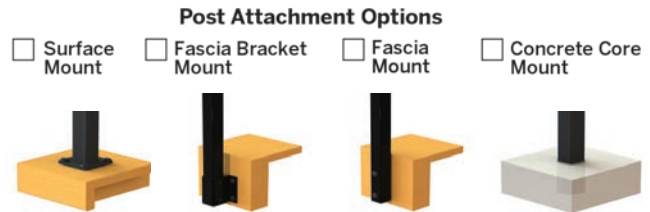
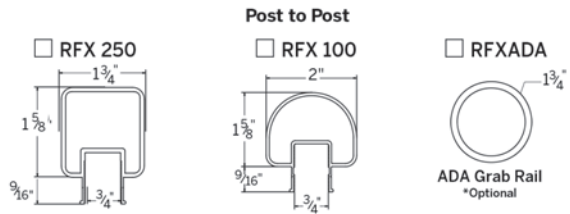
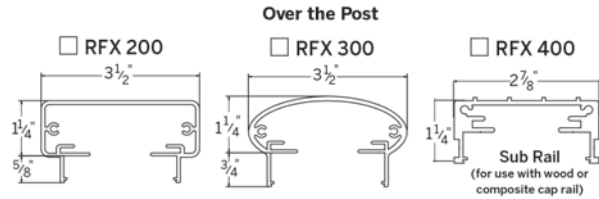
- Concrete Slab  Wood
- Composite over Wood  Other

### Misc. Options and Tools

- Post Skirt
- Installation Kit
- EZ Clean
- Cable Cutters
- Cable Cut-off Wheel

## Top Rail Options

- Cable Only  Other Railing



### Sketch Area

HOUSE

6'

8'

Example

CUSTOM RAILING SYSTEM

PFX SYSTEM

CABLE SOLUTIONS

RAILING FRAMEWORK BASICS

QUOTE REQUEST



2801 Arrowhead Dr.,  
Carson City, NV 89706  
P: 206.453.1123  
railfx.net  
sales@railfx.net

**LEAN ON US.™**