



ALL-IN-ONE SOLUTIONS  
**LEAN ON US<sup>®</sup>**



# TABLE OF CONTENTS

CUSTOM RAILING SYSTEM..... 4

RAILFX® OASIS™ SYSTEM ..... 6

CABLE SOLUTIONS ..... 8

RAILING FRAMEWORK BASICS..... 10

ACCESSORIES AND TOOLS ..... 13

QUOTE REQUEST..... 15







# THE RAILING COMPANY YOU CAN LEAN ON.

RailFX® is your all-in-one railing solution. We offer aluminum railing systems with cable, glass, and picket infill options, along with industry-leading cable solutions for any railing framework. RailFX products are manufactured with the highest-grade materials and are ideal for both interior and exterior projects.



## 48-HOUR QUOTES

Get the custom quote you need, when you need it



## EASY INSTALLATION

Simple processes with videos and guides for everything



## TRUSTED SUPPORT

**LEAN ON US®** for expert support every step of the way



## LIMITED LIFETIME WARRANTY + 4 YEAR PRORATED LIMITED LABOR WARRANTY

RailFX aluminum railing, posts, and other components of the railing system receive a high-quality powder coat paint finish applied in accordance with AAMA 2604 specifications. RailFX warrants that its aluminum railing and stainless-steel cable and fitting products shall be free of structural defects in workmanship and materials, and will not crack, chip, blister, peel or abnormally discolor, in accordance with AAMA 2604 specifications. In addition, we offer a four-year RailFX prorated limited labor warranty.



Scan or visit [railfx.net/resources/warranty](https://railfx.net/resources/warranty) for more information.



# CUSTOM RAILING SYSTEM

RailFX Custom Aluminum Railing Systems deliver an all-in-one solution for any project. Our team of experts are ready to make sure you are taken care of every step of the way. **LEAN ON US\***

## WHY CHOOSE A CUSTOM RAILING SYSTEM BY RAILFX?

- **CABLES AND FITTINGS INCLUDED** with the system
- **SEAMLESS TOP RAILS** are available in lengths up to 20 feet
- **EASY TO TRIM** top rail on site
- **ALL POSTS ARE PRE-DRILLED** for cable and conceal the cable fittings
- **CUSTOM COLORS** option available
- **GLASS AND PICKET INFILL OPTIONS AVAILABLE** as a cable infill alternative

## LET'S START THE PROJECT OF YOUR DREAMS

Provide a sketch of your deck or railing, and our team of experts will provide a quote within 48 hours.



Scan to start your project or visit  
[www.railfx.net/quote](http://www.railfx.net/quote)

# DESIGN YOUR RAILFX CUSTOM RAILING SYSTEM

## 1 CHOOSE AN INFILL OPTION



**CABLE**



**PICKET**



**GLASS\***

\*Source tempered glass locally.

## 2 DETERMINE THE RAILING HEIGHT



**36"**



**42"**

## 3 SELECT A TOP RAIL DESIGN

### POST TO POST RAILS

**RFX100**

ROUND TOP RAIL



**RFX250**

SQUARE TOP RAIL



Recommended to meet ADA graspability requirements

### OVER THE POST RAILS

**RFX200**

FLAT TOP RAIL



**RFX300**

ELLIPTICAL TOP RAIL



**RFX400**

ACCEPTS DRINK RAIL\*



\*Drink rail not included.

**ADA RAIL**



See page 11 for more information.

## 4 DEFINE THE POST MOUNTING STYLE



**SURFACE MOUNT**



**FASCIA MOUNT POST**  
(WITH BRACKET)



**FLUSH MOUNT**  
(NO BRACKET)



**CORE MOUNT POST**

## 5 GATE STYLE

**SINGLE GATE**


**DOUBLE GATE**

**NO GATE**

## 6 CHOOSE COLOR OPTIONS



**BLACK**  
(STOCK)



**WHITE**  
(STOCK)



**BRONZE**  
(STOCK)



**SILVER**  
(STOCK)



**CUSTOM**  
Additional Cost

Colors may vary. Images shown represent approximate color only.





## RAILFX® OASIS™ RAILING SYSTEM

### NOW AVAILABLE: HORIZONTAL CABLE

Transforming your space into an outdoor oasis has never been easier. Say goodbye to endless design choices and complex installations and say hello to the RailFX Oasis Railing System. RailFX Oasis brings simplicity and style together, allowing you to effortlessly achieve the perfect outdoor sanctuary.

The RailFX Oasis Railing System is made of extruded aluminum that will never rust and exceeds IBC and IRC requirements to provide the structure you need. Built to withstand the test of time and the elements with minimal maintenance, your railing will continue to shine year after year.



- POST SIZE: 3'
- POST SPACING: UP TO 8'
- FINISH: TEXTURED BLACK
- INFILL: PICKET OR HORIZONTAL CABLE



# BUILD YOUR RAILFX OASIS RAILING SYSTEM

## 1 RAILING INFILL



**CABLE**

**PICKET**

Designed for use with RailFX Classic Cable Kits, 5' to 70' lengths available

## 2 RAILING HEIGHT




**36"**

**42"**


## 3 TOP RAIL LENGTHS



**6'**



**8'**



**8'**

## 4 POST HEIGHTS

54"  
44"  
38"



**3" POST WIDTH**

**POST STYLE**

3"

Surface Mount  
Used with 36" Rail Height  
Used with 42" Rail Height  
Used for Stairs

**POST HEIGHT**

38"

44"

54"

Post kit individually boxed and includes post, post cap and post skirt

## 5 COLOR



**TEXTURED BLACK**

## 6 INSTALLATION TOOLS & ACCESSORIES



### POST DRILLING TEMPLATE

- Makes an easy installation even easier
- This optional tool overlaps and self centers on 3" posts
- Provides pre-drill positioning for all bracket configurations
- Centers bottom rail bracket on post when installing screws



**TOUCH-UP PAINT**

■ Black

	RailFX® Custom System	RailFX® Oasis™ System
Post Size	2 3/8"	3"
Infill Options	Cable, Picket, Glass*	Cable, Picket
Post Spacing	5'	Up to 8' with included cable brace
Color Options	Black, Bronze, White, Silver, Custom+	Black
Gate Options	Single, Double	—
Top Rail Options	5 designs	1 design
Post Mounting Options	Surface, Fascia, Flush, Core	Surface

\*sourced locally + additional cost/lead time



# CABLE SOLUTIONS

## RAILFX® EXPRESS MOUNT BRACKETS™

### CABLE RAILING MADE EASY

It's now easier than ever to expand your view. Express Mount Brackets drastically reduce cable railing installation time by eliminating the need to drill holes through wood posts. The Express Mount Brackets are only compatible with Classic (RFX-102) and Low Profile (RFX-224) cable kits and work for both level and stair railing applications.



Scan to start your project or visit  
[railfx.net/express-mount-brackets](https://railfx.net/express-mount-brackets)



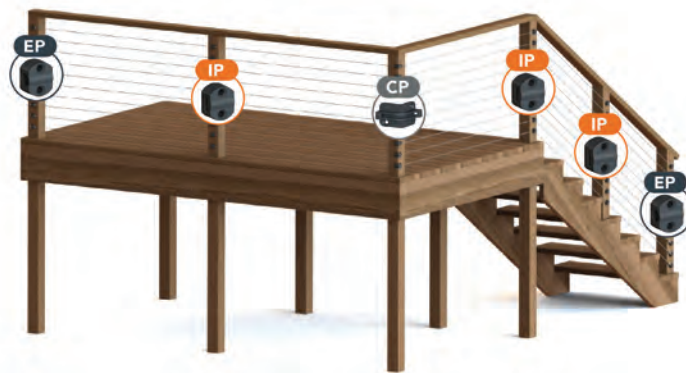
END POST (EP)



INTERMEDIATE POST (IP)



CORNER POST (CP)



### UNIVERSAL DRILLING TEMPLATE



Ensures accurate bracket spacing and alignment



# CABLE RAILING KITS

## LOW PROFILE CABLE RAILING KIT

- 1-step easy tensioning (using 3/16 Allen key)
- 316 marine-grade stainless steel fittings
- Quickest installation
- Concealed hardware
- Available in 5' to 70' cable lengths

### 1-STEP EASY TENSIONING



## CLASSIC CABLE RAILING KIT

- Simple 3-step easy tensioning
- 316 marine-grade stainless steel fittings
- Concealed hardware
- Available in 5' to 70' cable lengths

### SIMPLE 3-STEP TENSIONING



## CABLE KIT FEATURES

- Suitable for exterior and interior projects
- Limited Lifetime Warranty
- End Caps for fittings included
- Hardware for wood and metal posts provided
- No cable crimping necessary
- No special tools needed

## NEW FLEX FITTINGS

### NOW EVEN MORE FLEXIBLE!



The new design allows the same fitting to be used for both level and stair applications, simplifying the ordering and installation process. Plus, our new Universal Drilling Template makes drilling holes and aligning fittings a breeze.



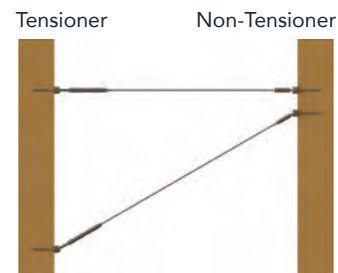
FlexFX features our exclusive Push-Lock® fittings which do not require any special tools for installation. Simply push the cable into the fitting and it locks!

### UNIVERSAL DRILLING TEMPLATE




### WOOD

FlexFX Fittings for Wood Posts



### COMPOSITE

FlexFX Fittings For Wrapped or Sleeved Posts



\*Screws for installation in composite sold separately.

### RFXCABLE1004

100' of 1/8" 1x19 Cable



### RFXCABLE5004

500' of 1/8" 1x19 Cable



Part Number	Description
FF-4-N-W-1	Non-Tensioning Flex Fitting, 1 pack
FF-4-N-W-10	Non-Tensioning Flex Fitting, 10 pack
FF-4-T-W-1	Tensioning Flex Fitting, 1 pack
FF-4-T-W-10	Tensioning Flex Fitting, 10 pack



# RAILING FRAMEWORK BASICS - WOOD

All railing projects begin with the proper framework. The most common framing materials are wood and metal. To provide a safe railing system, each cable is tensioned to at least 225 lbs. Each end post must be able to withstand the total amount of tension, or minimum of 225 lbs. x # of cables installed.

## 1 TOP RAIL

Use a strong, rigid top rail that can fasten to all posts securely.

## 2 END POST

Where cables terminate set end posts 3" - 3½" away from any structure for easy access to install and tension cables.

## 3 CORNER POSTS

### A SINGLE CORNER POST

Must terminate cables and start a new cable run at every wood single corner post (see page 12 for more illustrations).

### B DOUBLE CORNER POST

Allows cables to pass directly through corner posts using RailFX Post Protector Tubes.

## 4 INTERMEDIATE POST

Cable passes directly through intermediate post.

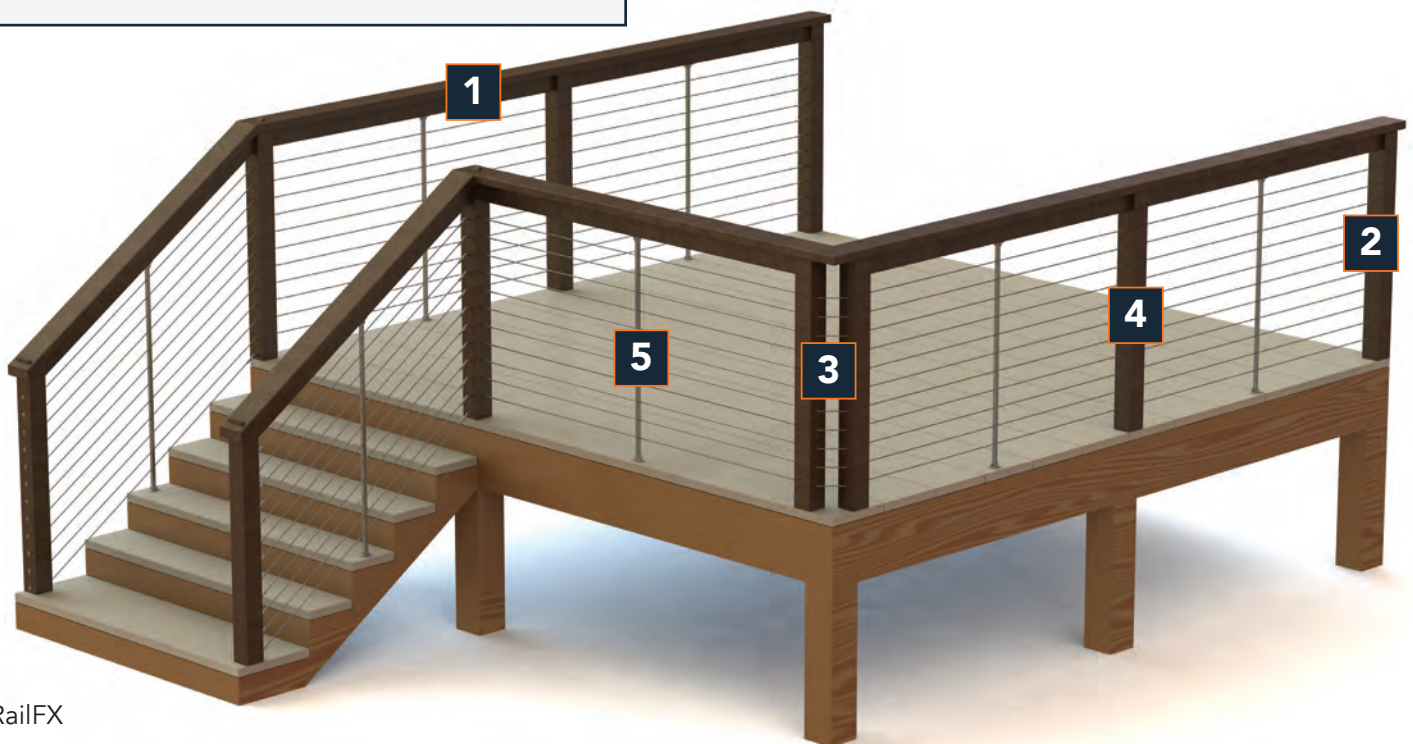

## 5 CABLE BRACE

Maximum unsupported cable span is 48". Unsupported cable spans greater than 48" require a cable brace.

### ADA ALUMINUM GRAB RAIL (optional)

Can be used as a supplemental grab rail with wood and composite rail systems to meet code requirements. (see page 11 for illustration).

## WOOD CORNER POST OPTIONS





# RAILING FRAMEWORK BASICS - ALUMINUM

## 1 TOP RAIL

Use a strong, rigid top rail that can fasten to all posts securely.

## 2 END POST

Where cables terminate set end posts 3" - 3½" away from walls for easy access to tension cables.

## 3 CORNER POSTS

### A SINGLE CORNER POST

Allows cables to pass continuously through corner posts.

### B DOUBLE CORNER POST

Allows cables to run continuously through corner posts.

## 4 INTERMEDIATE POST

Cable passes directly through intermediate posts.

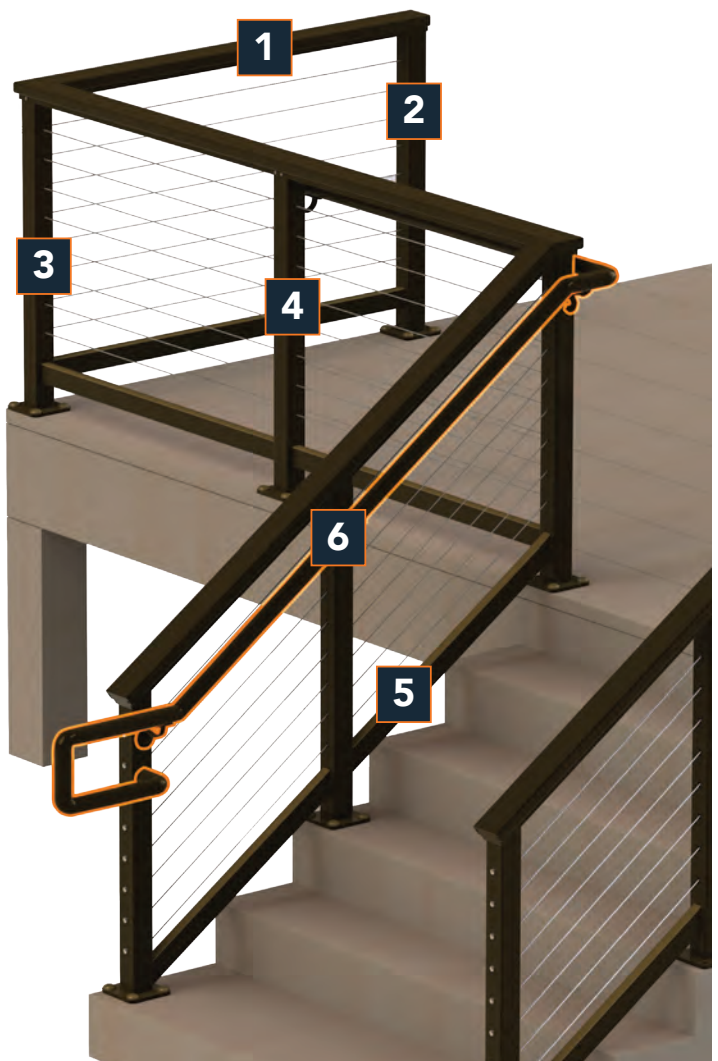
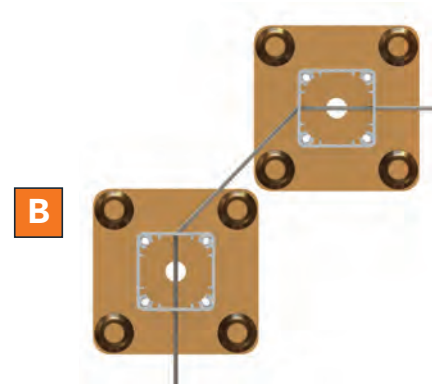
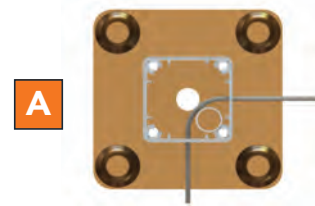
## 5 BOTTOM RAIL (optional)

Bottom Rail is optional. Bottom rail is required when installing rail that needs to meet handicap ADA requirements.

### ADA HAND RAIL (OPTIONAL)

Used as a supplemental grab rail when going down stairs too large to meet code.

## METAL CORNER POST ORIGINS



## ADA HANDRAIL COMPONENTS

RailFX offers ADA compliant components that are easy to install, easy to hold on to, and durable. (see Illustration #6).



HANDRAIL EXTRUSION



HANDRAIL END CAP



30° 33° 36° HANDRAIL CONNECTOR



90° HANDRAIL CONNECTOR RETURN



90° HANDRAIL CONNECTOR



HANDRAIL MOUNT



# CORNER POST FITTINGS OPTIONS

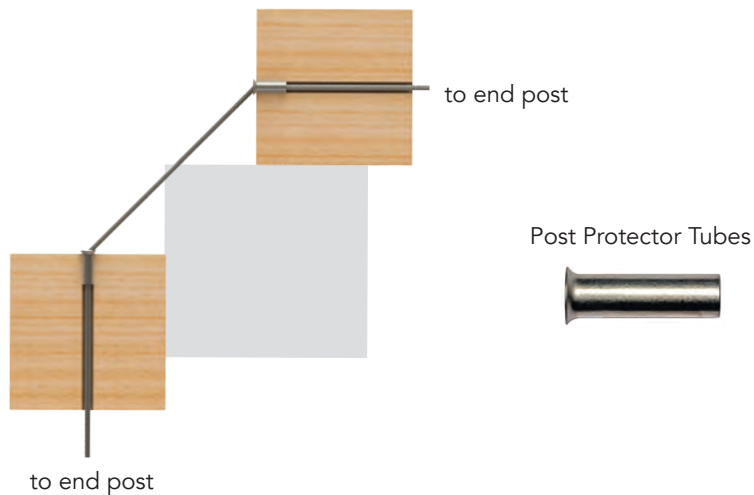
For a continuous cable impression, RailFX fittings are designed to reside within the same post in several configurations when two cable runs intersect at corner posts.

**Tensioning:** Every cable run needs at least one tensioning cable fitting. A tensioning fitting is attached to either end or corner posts and is used to tension cable tight enough to pass building code requirements.

**Non-Tensioning:** Non-tensioning fittings are used in conjunction with a tensioning fitting. A non-tensioning fitting is used to attach the cable to an end or corner post.

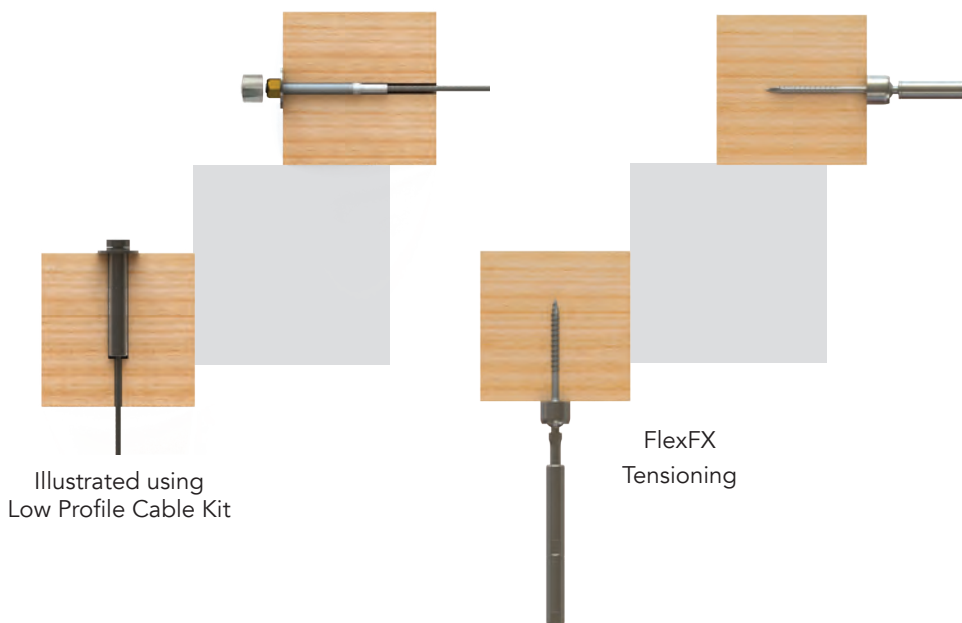
## WOOD POST

### DOUBLE CORNER POST CABLE INSTALLATION OPTION



Illustrated using  
Classic Cable Kit

FlexFX  
Non-Tensioning




Illustrated using  
Low Profile Cable Kit

FlexFX  
Tensioning

## WOOD POST


### SINGLE CORNER POST CABLE INSTALLATION OPTION

Classic Cable Kit



FlexFX  
Non-Tensioning


Low Profile Cable Kit



FlexFX  
Non-Tensioning

## SLEEVED POST

### SINGLE CORNER POST CABLE INSTALLATION OPTION



FlexFX  
Non-Tensioning

FlexFX  
Tensioning

# ACCESSORIES & INSTALLATION TOOLS

## CLASSIC & LOW PROFILE CABLE KIT INSTALLATION TOOLS

The RailFX system installation kit contains everything you need to easily install the Classic and Low Profile cable railing kit.

**Part Number:** INSTL-KIT-100\_200



## FLEXFX INSTALLATION KIT FOR WOOD POSTS

From drill bits, to wrenches, and cable release keys, this kit includes all the tools to install the FlexFX cable railing fittings in wood posts.

**Part Number:** INSTL-KIT-FLEX-WD



## ALUMINUM CABLE BRACES - LEVEL RUNS

5/8" x 5/8" brace, 42" long for cutting down to any size rail height. 12 Holes are pre-drilled at 3-1/8" on center. For use between structural posts to keep cables code compliant on level runs. Use cable brace floor plates to attach to the top and bottom rail or deck. Available in black, bronze, white, and silver.

**Part Number:** RFX-CB312542SIAL12



## ALUMINUM CABLE BRACES - STAIRS

5/8" x 5/8" brace, 50" long for cutting down to any size rail height. 12 slotted holes are pre-drilled at 3-1/8" on center. Also available undrilled for in-field drilling to match cable array. Available in black, bronze, white, and silver.

**Part Number:** RFX-CB312550SIAL12



## ALUMINUM CABLE BRACES - UNDRILLED

The aluminum cable brace can be used for level or stairs and cut down to match the top rail height. It includes (2) level floor plates with screws. Undrilled for in-field drilling to match any cable hole spacing. Available in black, bronze, white, and silver.

**Part Numbers:** CB550SALFP



## WOOD POST PROTECTOR TUBES

For use with wood posts, stainless steel post protector tubes keep the cable from biting in the wood. It is inserted into a wood post where the cable enters and exits the post at an angle. Sold in pack of 10.

**Part Number:** RFXCSTUBE10



## CABLE RELEASE KEY

This tool releases cable from Push-Lock and Pull-Lock fittings in the cable kit or FlexFX program before cables are tensioned. Available for 1/8" cable only.

**Part Number:** RFXPLKEYR



## CABLE GRIPPER

As an alternative to a large cable gripper, this small gripper can be clamped using pliers on the cable to keep the cable from spinning while tensioning.

**Part Number:** RFXCG46



## STAINLESS STEEL CLEANER AND PROTECTANT

Our combo cleaner and protectant dissolves minor corrosion, then leaves a protective coating that lasts for months. Includes an 8-ounce spray-on rust and stain remover, and a 4-ounce bottle of protectant.

**Part Number:** RFX-E-Z CLEAN/R



## CABLE CUTTER

Used to cut 1/8" diameter stainless steel cable for a burr-free finish when installing FlexFX Fittings.

**Part Number:** RFX-C-7HIT





# PHOTO CONTEST

## Win a Gift Card WORTH UP TO \$500!

The RailFX® photo contest is on. Submit photos of your projects and you could earn extra acclaim for your work. It's as easy as point, click, win. Here's what you stand to gain:



FIRST PRIZE: **\$500 Gift Card**



SECOND PRIZE: **\$250 Gift Card**



THIRD PRIZE: **\$125 Gift Card**



Scan to enter today or visit  
[www.railfx.net/photocontest](http://www.railfx.net/photocontest)

2022 SUBMISSION



2023 SUBMISSION



Business Name: \_\_\_\_\_

Contact Name: \_\_\_\_\_

Phone: \_\_\_\_\_

Preferred Dealer: \_\_\_\_\_

Email: \_\_\_\_\_

Shipping Address: \_\_\_\_\_

## Railing Infill Options

- ☐ 1/8" Stainless Steel Cable    ☐ Aluminum Picket  
☐ 3/16" Stainless Steel Cable    ☐ Flex  
☐ Glass (dealer sources locally)

## Railing Height

- ☐ 36"    ☐ 42"    ☐ Custom \_\_\_\_\_

## Bottom Rail (optional w/cable)

- ☐ Yes    ☐ No

## Stair Railing

- ☐ 1 Side    ☐ 2 Sides    ☐ N/A

## Gate Options

- ☐ Gate Single    ☐ Gate Double    ☐ None

## Stock Colors

- ☐ Black    ☐ Bronze    ☐ Silver    ☐ White  
☐ Custom (additional cost and lead time)

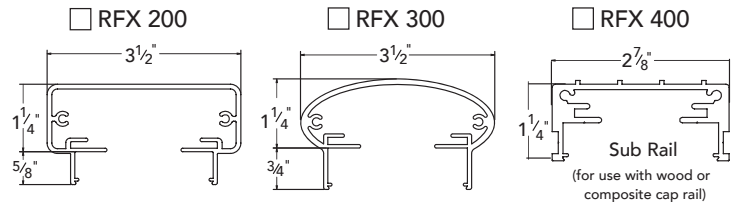
## Mounting Surfaces

- ☐ Concrete Slab    ☐ Wood  
☐ Composite over Wood    ☐ Other

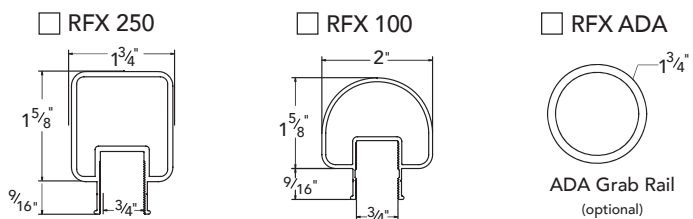
## Misc. Options and Tools

- ☐ Post Skirt  
☐ Cable Cutters


## Top Rail Options Over the Post



## Post to Post (recommended for ADA compliance)



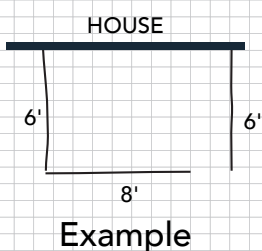
## Post Attachment Options



## Sketch Area

Existing Posts? ☐ Yes ☐ No

Existing Post Material: \_\_\_\_\_ . Denote existing posts with "X" in sketch.



☐ I have reviewed the details and measurements provided and understand RailFX will provide a quote based on the above.





2801 Arrowhead Dr.,  
Carson City, NV 89706  
P: 206.453.1123  
[railfx.net](http://railfx.net)  
[sales@railfx.net](mailto:sales@railfx.net)

A photograph of a wooden deck with a railing, overlooking a large body of water (a lake or reservoir) under a blue sky with white clouds. A potted plant sits on the deck. The railing is made of dark metal posts and horizontal rails. The deck is made of light-colored wooden planks. In the background, there is a line of green trees on the far shore.

**LEAN ON US®**